

Ouvrages & Thèses : Revue

Books & Thesis : Review

Preliminary inventory of Hymenopteran egg parasitoids from Morocco

Bernard PINTUREAU ¹, Khadija BOURARACH ² & Latifa ROHI ³

جرد تمهيدي لطفيليات البيض بالمغرب

تنتمي طفيليات البيض بالمغرب إلى 18 صنفاً من أربع عائلات من Chalcidoidea و 27 صنفاً (من بينها 6 من نوع Telenomus لم تصنف بعد) من عائلتين من Proctotrupeoidea. لائحة الأصناف والتي تحمل أيضاً معلومات حول الشكل، وأحياناً حول الأنزيمات المدروسة بتقنية l'électrophorèse والتوزيع الجغرافي وكذلك بيولوجيا هذه الأصناف، بينت أن هناك 9 أصناف جديدة بالمغرب، أكثرها تتواجد في أوراسيا أو في أوربا (74%)، أو في منطقة جغرافية واسعة (10%)، غير أن 13% منها مستوطنة بالمغرب و 3% غير مستوطنة ولكن تعيش فقط في إفريقيا. جرد طفيليات البيض المغربية لازال جد ناقصاً، وهنا تكمن ضرورة البحث وجمع الطفيليات التي تكشف عن فرص جديدة في المقاومة البيولوجية.

الكلمات المفتاحية: توزيع جغرافي - مضيق - الشكل - علم التصنيف

Inventaire préliminaire des parasitoïdes oophages du Maroc

Le but de ce travail était de dresser la liste des parasitoïdes oophages du Maroc. Ceux-ci appartiennent à 18 espèces incluses dans quatre familles de Chalcidoidea et à 27 espèces, dont six espèces de Telenomus non décrites, incluses dans deux familles de Proctotrupeoidea. Cette liste est accompagnée d'informations (qui sont nouvelles ou issues des travaux de divers auteurs) portant sur la morphologie, quelquefois sur des enzymes étudiées par électrophorèse, sur la distribution et sur la biologie de ces espèces, dont 9 sont nouvelles pour le Maroc. La plupart des espèces vivent aussi en Eurasie ou en Europe (74%) ou dans une zone géographique encore plus large (10%). Toutefois, 13% des espèces semblent endémiques au Maroc. Parmi les espèces non endémiques seules 3% vivent en Afrique. L'inventaire des parasitoïdes oophages marocains est encore très incomplet: il nécessite donc d'autres récoltes qui pourront révéler de nouveaux moyens de lutte biologique.

Mot clés: Électrophorèse - Distribution géographique - Hôtes - Morphologie - Systématique - Mymaridae - Encyrtidae - Eulophidae - Platygastridae - Scelionidae - Trichogrammatidae

Preliminary inventory of Hymenopteran egg parasitoids from Morocco

Egg parasitoids from Morocco, belonging to 18 species of four Chalcidoidea families and 27 species (including six undescribed species of Telenomus) of two Proctotrupeoidea families, are listed. Information (either new data or from authors) about morphology, sometimes enzymes studied by electrophoresis, distribution and biology of these species, including 9 new ones for Morocco, is provided. Most of the species also occur in Eurasia or Europe (74%), or in a larger geographical area (10%). However, 13% of the species seem endemic to Morocco, and 3% of the non-endemic species live only in Africa. The inventory of Moroccan egg parasitoids needs other collections to be more complete and to offer new biological control opportunities.

Key words: Electrophoresis - Geographical distribution - Hosts - Morphology - Systematics - Encyrtidae - Eulophidae - Mymaridae - Platygastridae - Scelionidae - Trichogrammatidae

¹ Biologie Fonctionnelle, Insectes et Interactions - UMR INRA/INSA de Lyon, INSA Bâtiment L. Pasteur, 69 621-Villeurbanne-cedex, France

² Institut Agronomique et Vétérinaire Hassan II, Département de Zoologie, BP 6202, Madinat Al Irfane, 10101 Rabat, Morocco

³ Université Hassan II- Mohammedia, Faculté des Sciences Ben M'sik, Département de Biologie, BP 7955 Sidi Othman, Casablanca, Morocco

^o Corresponding author

INTRODUCTION

Hymenopteran egg parasitoids belong to three superfamilies (Evanoidea, Chalcidoidea and Proctotrupoidea) and 13 families. Nevertheless, they mainly form the three families Mymaridae, Trichogrammatidae and Scelionidae. These parasitoids are of great interest in biological control of agricultural and forestry pests.

Before using egg parasitoids in a biological control program, an inventory of the available species has to be carried out in the zoogeographical area. In Morocco, up to now, such an inventory only concerned the parasitoids of several Heteroptera Pentatomidae (Voegelé, 1969) and Lepidoptera Noctuidae (Bourarach, 1988). The aim of this paper is to synthesize and to complement our knowledge of Moroccan egg parasitoids. Collection being insufficient, the list of native species we furnish is only preliminary.

In the list, species or supra-specific taxa new for Morocco are indicated by *. For each species, we

note names placed in synonymy by different authors (see cited authors for the justification of synonymies). Then, characters of systematic interest are furnished (either references or new data). With regard to morphology, we mainly focus on illustrations of antenna, forewing and male genitalia. Electrophoretic data (new or from authors) sometimes complement the morphological ones. The distribution of species is noted in Morocco and other countries or geographical regions. Localities in Morocco indicated in the text are reported on a map (Figure 1). Finally, biological information is provided, especially the host records.

Although there are clearly several undescribed species of *Telenomus* in Morocco, it seems difficult at this stage in our knowledge of the taxonomy of this genus to publish new scientific names. Often without host records and without a sufficient number of individuals, we prefer to list six *Telenomus* species only by the code appearing in the Villeurbanne collection.

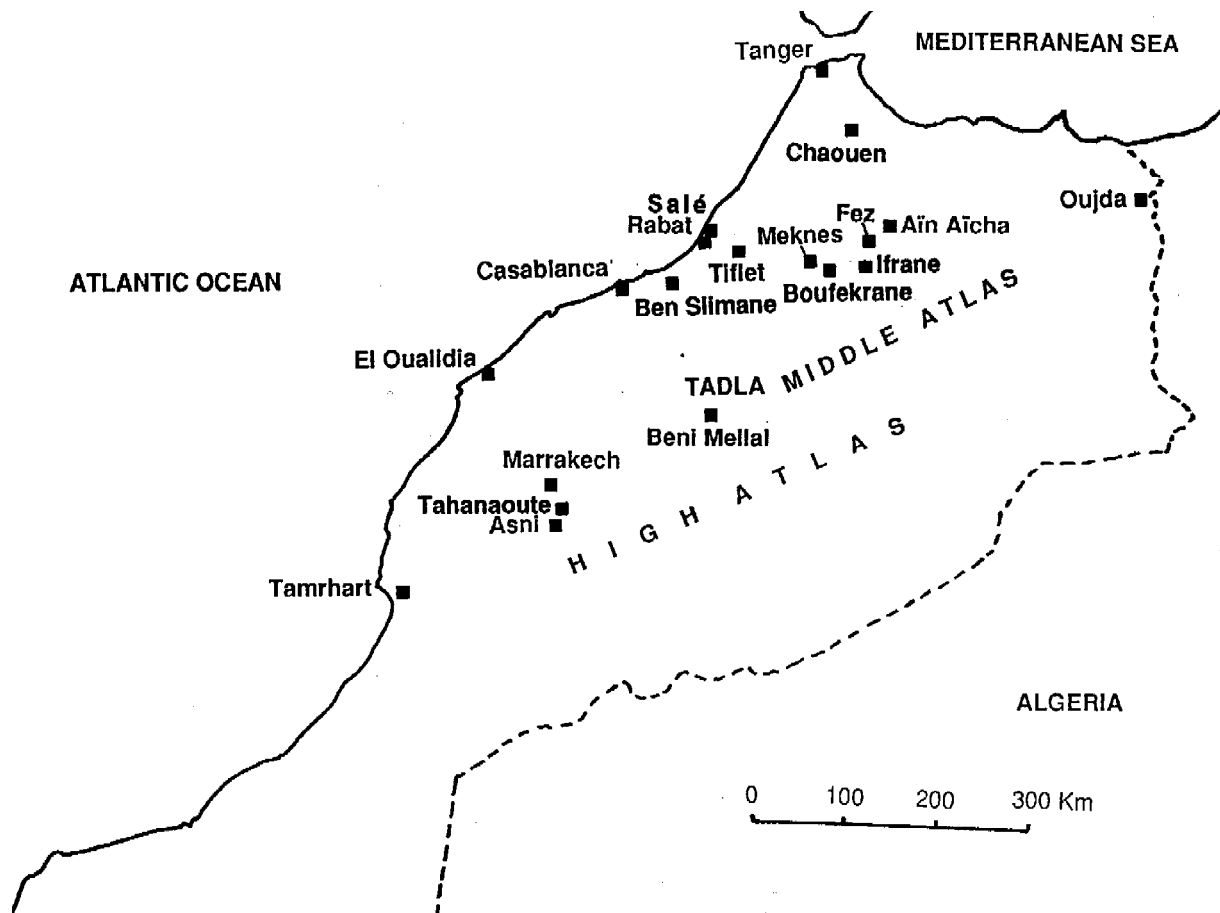


Figure 1. Localities in Morocco where egg parasitoids were collected

LIST OF EGG PARASITOIDS

CHALCIDOIDEA

Encyrtidae

Ooencyrtus Ashmead

O. fecundus Ferrière & Voegelé

Systematic characters : morphology (antenna and forewing) was illustrated by Ferrière & Voegelé (1961). Male genitalia are unknown.

Distribution : Fez, Ifrane, Marrakech, Meknes and Middle Atlas in Morocco (Voegelé, 1969). The species is present in Middle East (Ebrahimi, 1995).

Biology : hosts known are Pentatomidae such as *Aelia sp.* and *Eurygaster sp.* (Ferrière & Voegelé, 1961; Voegelé, 1969). The species is sometimes hyperparasite (Ferrière & Voegelé, 1961). Sex ratio variations were studied by Laraichi (1978).

O. masii (Mercet)*

Systematic characters : female morphology was illustrated by Mercet (1921) and Zerova *et al.* (1992). Nevertheless, some differences (general aspect of forewing, length of clava) were noted and new drawings appear in figure 2.

Distribution : Rabat in Morocco (discovered by B. Pintureau). The species is present in Europe (Mercet, 1921; Tryapitsyn, 1988a; Roversi *et al.*, 1991).

Biology : hosts unknown in Morocco (one female found in a yellow trap at Rabat, 23.10.92).

O. nigerrimus Ferrière & Voegelé

Systematic characters : morphology (antenna and forewing) was illustrated by Ferrière & Voegelé (1961). Male genitalia are unknown.

Distribution : Ifrane and Middle Atlas in Morocco (Voegelé, 1969). The species is present in Middle East (Ebrahimi, 1995).

Biology : hosts known are Pentatomidae such as *Aelia sp.* and *Eurygaster sp.*

(Ferrière & Voegelé, 1961; Voegelé, 1969). The species is sometimes hyperparasite (Ferrière & Voegelé, 1961).

O. pityocampae (Mercet)

Systematic characters : female morphology was illustrated by Mercet (1921). Nevertheless, some differences (general aspect of forewing, length of pedicellus) were noted and new drawings appear in figure 2. This figure shows also the male morphology.

Distribution : Tahanaoute (Schmidt *et al.*, 1997) and Oujda (discovery by K. Bourarach) in Morocco. The species is present in Europe (Mercet, 1921; Biliotti, 1958; Roversi *et al.*, 1991), Middle East and Tunisia (Tryapitsyn, 1988a; Ebrahimi, 1995).

Biology : hosts known in Morocco are *Lymantria dispar* L. (Lymantriidae) (Voegelé, 1969) and *Thaumetopoea pityocampa* (Denis & Schiffermüller) (Notodontidae) (Schmidt *et al.*, 1997; individuals examined, July 1990). Biological characters were studied by some authors such as Tiberi & Roversi (1987), Tiberi *et al.* (1991) and Schmidt *et al.* (1997). The latter authors indicate that the species is uniparental in Morocco, but it is not the case in the population from Oujda (population examined).

O. telenomicida Vassiliev

Synonym : *flavofasciatus* Mercet.

Systematic characters : morphology (antenna and forewing) was illustrated by Mercet (1921) and Ferrière & Voegelé (1961). Male genitalia are unknown.

Distribution : High Atlas (Ferrière & Voegelé, 1961) and Middle Atlas (Voegelé, 1969) in Morocco. The species is present in Europe and Middle East (Mercet, 1921; Ferrière & Voegelé, 1961; Ebrahimi, 1995).

Biology : hosts known in Morocco are Pentatomidae such as *Aelia sp.* and *Eurygaster sp.* (Ferrière & Voegelé, 1961).

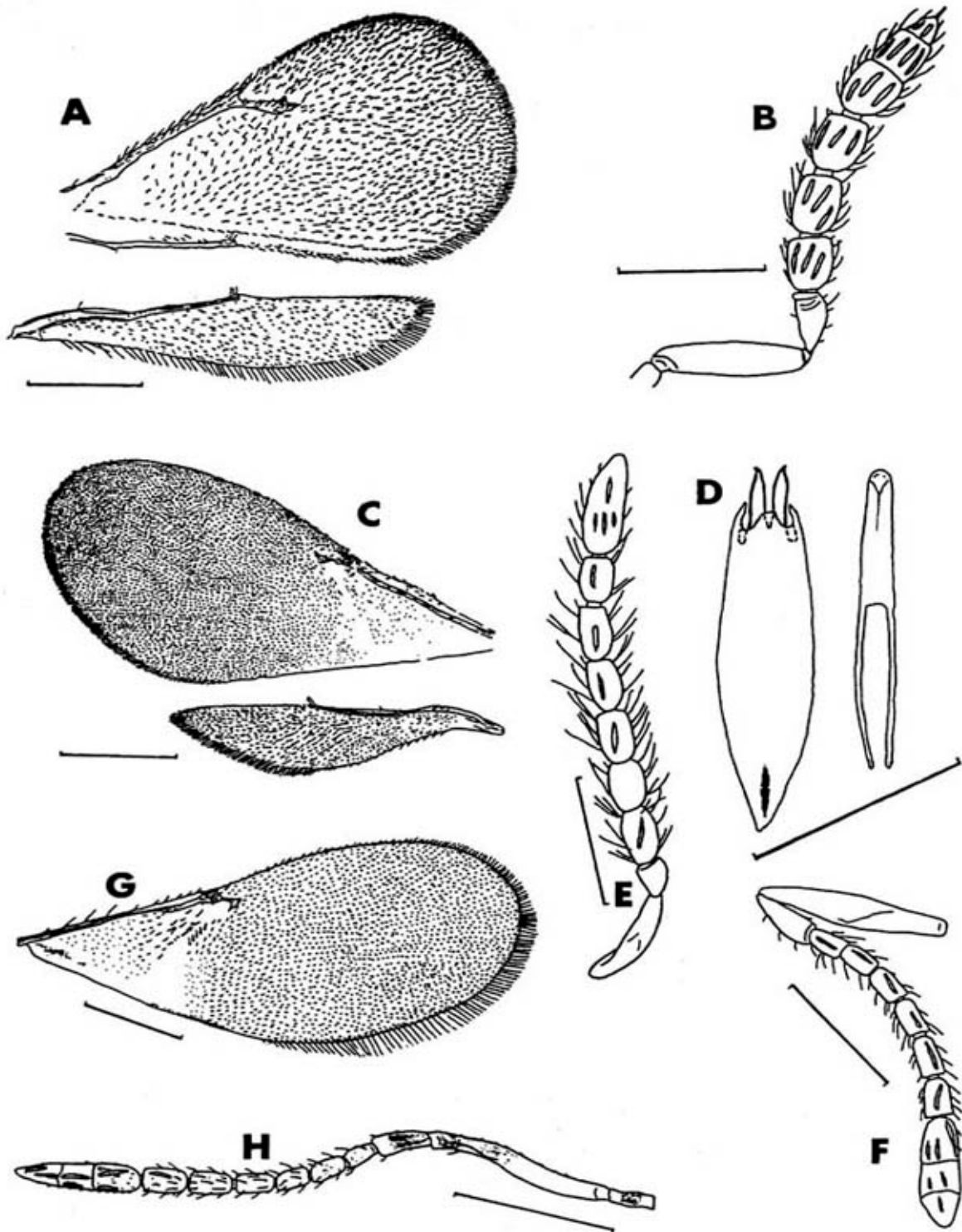


Figure 2. A, B: *Baryscapus servadeii*; A: fore and hindwings; B: female antenna. C-F: *Ooencyrtus pityocampae*; C: fore and hindwings; D: male genitalia; E: male antenna; F: female antenna. G, H: *Ooencyrtus masii*; G: forewing; H: female antenna. Bars = 0.1 mm.

Eulophidae (Tetrastichinae, Tetrastichini)*Baryscapus* Foerster*B. servadeii* (Domenichini)

Systematic characters : morphology is illustrated in Figure 2.

Distribution : Tahanaoute (Schmidt *et al.*, 1997), Oujda (discovered by K. Bourarach) and another locality unknown in Morocco (individuals sent in France by M.L. Ben Jamaa). The species is present in Tunisia, Middle East and Europe (Domenichini, 1964-65; Roversi *et al.*, 1991; Kitt & Schmidt, 1993).

Biology : host known in Morocco is *Thaumetopoea pityocampa* (Notodontidae) (Schmidt *et al.*, 1997; individuals examined, July 1990 and August 1991). Biological characters were studied by some authors such as Biliotti (1958), Tiberi (1978), Tiberi & Roversi (1987), Masutti *et al.* (1993) and Schmidt *et al.* (1997). The species is uniparental, with very rare males (Domenichini, 1964-65) not observed.

Mymaridae*

Mymarinae*

Mymarini*

Mymar Curtis**M. taprobanicum* Ward*

Synonyms : *aegyptiaca* Soyka, *antillanum* Dozier, *?indicum* Mani, *tyndalli* Girault.

Systematic characters : female morphology was illustrated by Annecke (1961), Viggiani (1966) and Pintureau & Iglesias Calvín (1996).

Distribution : Rabat in Morocco (discovered by B. Pintureau). The species is present in Asia, Australia, West Indies, Azores, South Africa, southern Europe and Egypt (Annecke, 1961; Viggiani, 1966; Pintureau & Iglesias Calvín, 1996).

Biology : host unknown in Morocco (two females found in a yellow trap at Rabat, 21 and 23.10.92).

Anagrini*

Anagrus Haliday* (*Anagrus* subgenus)*A. atomus* (L.)* (*atomus* group)

Synonyms : *bartheli* Tullgren, *devius* Soyka, *gabitzii* Soyka, *hundsheimensis* Soyka, *kressbachi* Soyka, *lemonicolor* Soyka, *levis* Soyka, *minus* Menozzi, *stammeri* Soyka, *tullgreni* Hedqvist, *varius* Soyka.

Systematic characters : morphology was illustrated by Debauche (1948), Viggiani (1970, 1972-73, 1988), Tryapitsyn (1988b) and Chiappini (1989). Morphometric characters were studied by Chiappini & Curto (1988).

Distribution : Rabat in Morocco (discovered by B. Pintureau). The species is present in Europe (Debauche, 1948; Hincks, 1960; Tryapitsyn, 1988b; Chiappini, 1989).

Biology : hosts unknown in Morocco (one female found in a yellow trap at Rabat, 21.10.92). Biological characters were studied by Whalley (1956, 1969).

Anaphini*

Anaphes Haliday* (*Anaphes* subgenus)*A. euryale* Debauche* (*crassicornis* group)

Systematic characters : female morphology was illustrated by Debauche (1948). Male antenna and genitalia appear in figure 3.

Distribution : Meknes and Rabat in Morocco (discovered by B. Pintureau). The species is present in Europe (Debauche, 1948; Hellén, 1974; Tryapitsyn, 1988b).

Biology : hosts unknown in Morocco (one female and two males found in a yellow trap, 22 and 23.10.92 at Meknes and Rabat, respectively).

Gonatocerinae, Gonatocerini*

Gonatocerus Nees**G. litoralis* (Haliday)* (*litoralis* group)

Synonyms : *arduennae* Mathot, *cunctator* Mathot, *effusi* Bakkendorf, *paludis* Debauche, *pulchellus* Hellén, *radiculatus* Ahlberg, *rhacodes* Debauche.

Systematic characters : female



Figure 3. A, B: *Anaphes euryale*; A: male antenna; B: male genitalia. C, D: *Gonatocerus litoralis*; C: male antenna; D: male genitalia with separated aedeagus. Bars = 0.1 mm (antennae) or 0.05 mm (genitalia).

morphology was illustrated by Debauche (1948), Matthews (1986) and Tryapitsyn (1988b). Male antenna and genitalia appear in figure 3.

Distribution : Rabat in Morocco (discovered by B. Pintureau). The species is present in Europe (Debauche, 1948; Mathot, 1969; Graham, 1973; Hellén, 1974; Matthews, 1986; Tryapitsyn, 1988b).

Biology : hosts unknown in Morocco (one male found in a yellow trap at Rabat, 23.10.92).

Trichogrammatidae

Trichogrammatinae, Trichogrammatini

Trichogramma Westwood (*Trichogramma* subgenus)

T. bourarachae Pintureau & Babault (*perkinsi* group)

Systematic characters : morphology was illustrated by Pintureau & Babault (1988). Different enzymes were analyzed by Bourarach (1985, 1990), Pintureau & Babault (1988), Mimouni (1990), and Pintureau (1993a). Table 1 shows new data on esterases of three strains from a Moroccan population, where no supplementary alleles are identified but some allelic frequencies are different from those so far computed. Morphometric characters were studied by Bourarach & El Ghanmi (1990), Bourarach (1990) and Rohi & Pintureau (2003).

Distribution : El Oualidia (Bourarach, 1985, 1988, 1990; Pintureau & Babault, 1988; Bourarach & El Ghanmi, 1990; Mimouni, 1991; Pompanon *et al.*, 1993) and Tadla (Bourarach, 1990; Mimouni, 1991; Pompanon *et al.*, 1993; Rohi, 1993) in Morocco. The species is present in Portugal (Silva *et al.*, 1999).

Biology : hosts known are Noctuidae such as *Helicoverpa armigera* Hübner (Bourarach, 1985, 1988, 1990; Pintureau & Babault, 1988; Mimouni, 1991) and Nymphalidae such as *Vanessa cardui* L. (Bourarach, 1990; Mimouni, 1991).

Table 1. Allelic frequencies of esterase loci in three strains of *Trichogramma bourarachae* from Tadla (T1A, T1B, T1C) and one strain of *Trichogrammatoidea lutea* from Tadla (T2B). n: number of analyzed samples (homogenates of 20 adult descendants of one virgin female)

Loci	Alleles <i>T. bourarachae</i>			<i>T. lutea</i>
		T1A	T1B	T1C	
Est 1	0		1	1	1
	0.16		n=36	n=57	n=34
Est 2	0				1
	0.15		0.542		0.338
	0.16bis		0.458	1	0.662
		n=36	n=57	n=34	n=36
Est 4	0				1
	0.51bis		1	1	1
		n=19	n=19	n=20	n=36
Est 4'	0		1	1	1
	0.28-0.30-0.32-0.34				0.132
	0.43-0.46-0.49-0.52				0.868
		n=36	n=57	n=34	n=34
Est 5'	0				1
	0.44-0.47		0.556		0.397
	0.46-0.49		0.444	1	0.603
		n=36	n=57	n=34	n=36
Est 8	0		1	1	1
	0.59bis				1
		n=36	n=57	n=34	n=36

Biological and behavioral characters were studied by Bourarach (1985, 1990), Mimouni (1990, 1991), Pompanon *et al.* (1993) and Rohi (1993, 2002).

T. cacaoeciae Marchal (*pretiosum* group)

Synonyms : *flavum* Marchal, *telengai* Sorokina; the nomen nudum *T. neustadt* Xie & Zhu corresponds to this species.

Systematic characters : morphology was illustrated by Sorokina (1977a) who named the species "*T. embryophagum* (Hartig), thelytokous form". Different enzymes were analyzed by Pintureau (1993a, b) and some other authors (Bourarach, 1985; etc.).

Distribution : El Oualidia in Morocco (Bourarach, 1985, 1988, 1990; Pintureau & Babault, 1988). The species is present in all Europe (Pintureau, 1990) and in Asia (Pintureau, 1987).

Biology : hosts known in Morocco are

Noctuidae such as *Scotia segetum* Schiffermüller (Bourarach, 1985, 1988). Biological characters, behavior and population dynamics were studied by numerous authors (Bourarach, 1985, 1990; etc.).

T. cordubensis Vargas & Cabello (*minutum* group)

Systematic characters : morphology was illustrated by Vargas & Cabello (1985). Different enzymes were analyzed by Pintureau *et al.* (1991) and Pintureau (1993a).

Distribution : El Oualidia in Morocco (Bourarach, 1985, 1988, 1990; Pintureau & Babault, 1988). The species is also present in Spain (Pintureau, 1990), Algeria (Pintureau & Babault, 1988) and Azores (Pintureau *et al.*, 1991).

Biology : hosts known in Morocco are Noctuidae such as *Helicoverpa armigera* (Bourarach, 1985, 1988, 1990). Biological characters were studied by Bourarach (1985, 1990).

T. embryophagum (Hartig) (*pretiosum* group)*

Synonym : *bezdenkovii* Bezdenko.

Systematic characters : morphology was illustrated by Sorokina (1977a) who named the species "*T. embryophagum* (Hartig), arrhenotokous form". Esterases were analyzed by Walter (1985).

Distribution : Chaouen, Fez, Ifrane, Meknes, Oujda and Tanger in Morocco (pers. comm. and individuals sent in France by M.H. Ben Jamaa; Questinne & Miermont, 1979). The species is present in several European countries (Pintureau, 1990) and in Asia (Sorokina, 1977b).

Biology : host known in Morocco is *Thaumetopoea pityocampa* (Notodontidae) (individuals examined, August 1991). Biological characters were studied by some authors such as Tiberi & Roversi (1987) and Tiberi *et al.* (1991).

T. voegelei Pintureau (*evanescens* group)

Systematic characters : morphology was illustrated by Pintureau & Voegelé (1980) who named the species *T. evanescens* Westwood. Different enzymes were analyzed by Mimouni (1990) and Pintureau (1993a,b). Morphometric characters were studied by Bourarach (1990), Bourarach & El Ghanmi (1990) and Pintureau (1993c).

Distribution : El Oualidia (Bourarach, 1988, 1990), Tadla (Bourarach, 1988, 1990; Bourarach & El Ghanmi, 1990; Mimouni, 1991; Pompanon *et al.*, 1993; Rohi, 1993), Beni Mellal (Pintureau & Babault, 1988) and Meknes (Mimouni, 1991; Pompanon *et al.*, 1993) in Morocco. The species is also present in South of France (Pintureau, 1990).

Biology : hosts known in Morocco are Noctuidae such as *Helicoverpa armigera* (Bourarach, 1988) and Nymphalidae such as *Vanessa cardui* (Bourarach, 1990; Mimouni, 1991; Rohi, 1993). Biological and behavioral characters were studied by Bourarach (1990), Mimouni (1990, 1991), Fleury *et al.* (1991), Pompanon *et al.* (1993) and Rohi (2002).

Trichogrammatoidea Girault*

T. lutea Girault (*lutea* group)*

Systematic characters : morphology was illustrated by Nagaraja (1978). Different enzymes were analyzed by Pintureau (1993a). Table 1 shows data on esterases of a Moroccan strain, where two supplementary alleles (Est 2⁰, Est 4^{0.28-0.30-0.32-0.34}) are identified. The Moroccan strain is similar to the four strains already studied (Ivory Coast, Mali, Senegal, Rep. South Africa) at Est 1, different to these four strains at Est 2, partially similar to the strain from Ivory Coast at Est 4', similar to the strains from Mali, Senegal and Rep. South Africa at Est 7 (null allele), and partially similar to the strain from Rep. South Africa at Est 8. Morphometric characters were studied by Nagaraja (1978).

Distribution : Tadla in Morocco (discovery by L. Rohi) which is the unique locality known in the palearctic region. The species is present in several Afrotropical countries (Pintureau & Babault, 1988).

Biology : host known in Morocco is *Vanessa cardui* (Nymphalidae) (individuals examined, autumn 1992). Biological characters were studied by some authors as Bourarach & Hawlitzky (1989).

Oligositinae

Oligositini

Oligosita Walker (*Oligosita* subgenus)

O. anomala Viggiani (*collina* group)

Systematic characters : morphology was illustrated by Viggiani (1981a).

Distribution : Rabat and Salé in Morocco (Viggiani, 1981a). The species is also present in Italy (Viggiani, 1981a).

Biology : although this species is oophagous (eggs of Orthoptera Ephemeroptera are presumed hosts in Italy), the host known in Morocco is the puparium of *Phytophaga destructor* (Say) (Dipt. Cecidomyiidae) (Viggiani, 1981a, b).

Chaetostrichini*

Uscana Girault*

U. senex (Grese)*

Synonym : *bruchocida* Vassiliev.

Systematic characters : morphology was illustrated by Fursov (1987).

Distribution : Ben Slimane in Morocco (discovery by K. Bourarach) which is the unique locality known in Africa. The species is present in Central and West Europe (Steffan, 1954; Fursov, 1987, 1995).

Biology : host collected in Morocco is *Bruchus rufimanus* Boheman (Bruchidae) (individuals examined, April 1990).

PROCTOTRUPOIDEA

Platygastridae

Sceliotrachelinae, Fidiobiini

Platystasius Nixon

P. transversus (Thomson)

Synonyms : *janssoni* Sundholm, *strangaliophagus* Nixon.

Systematic characters : morphology (antenna) was illustrated by Kozlov (1988a). Male genitalia are unknown, and forewing was not illustrated.

Distribution : Rabat in Morocco (Fraval & Haddan, 1988). The species is present in Europe (Kozlov, 1971, 1988a; Fraval & Haddan, 1988).

Biology : host known in Morocco is *Phoracantha semipunctata* (F.) (Cerambycidae) (Fraval & Haddan, 1988).

Scelionidae

Scelioninae, Gryonini

Encyrtoscelio Dodd

E. turneri Waterston

Systematic characters : morphology (only male antenna) was illustrated by Caleca & Bin (1995).

Distribution : Tamrhart, near Agadir, in Morocco (Caleca & Bin, 1995). The species is present in South Europe, Africa and Israel (Caleca & Bin, 1995).

Biology : hosts unknown in Morocco.

Gryon Haliday

G. monspeliensis (Picard) (*monspeliensis* group)

Synonyms : *afanassievi* Meyer, *telengai* Rjachovsky. Moroccan individuals were included in another species, *G. laraichii* Mineo. However, Mineo (1979) furnished no "description or definition that states in words characters that are purported to differentiate the taxon" (international code of zoological nomenclature). In contrast, the author wrote "I am not able to find strong morphological differences between the two species" (*monspeliensis* and *laraichii*), *laraichii* being only named from failed mating experiments (unpublished results). So, *laraichii* is a *nomen nudum*.

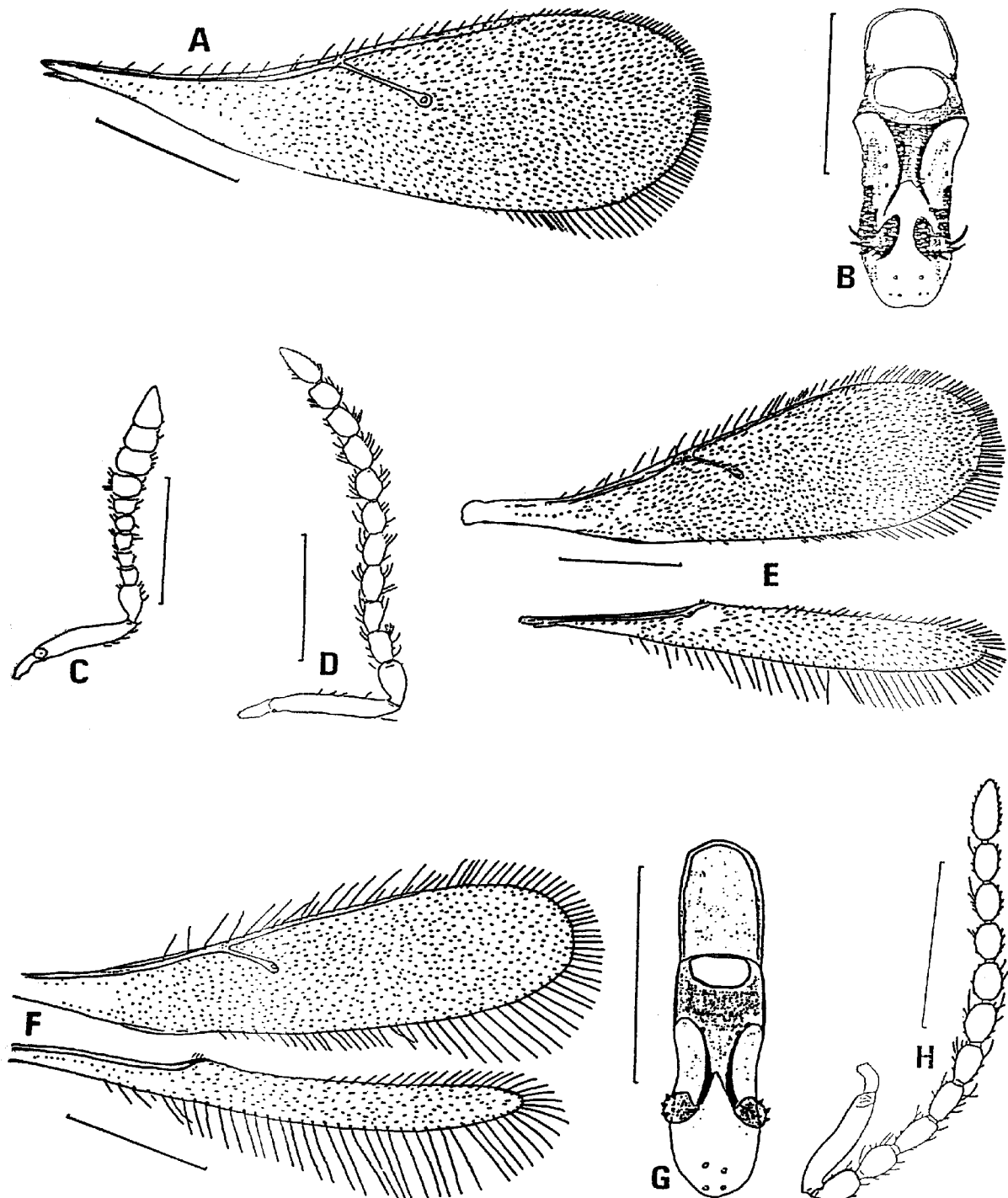


Figure 4. A: forewing of *Telenomus tetratomus*. B-E: *Telenomus laeviceps*; B: male genitalia; C: female antenna; D: male antenna; E: fore and hindwings. F-H: *Telenomus* sp. M1; F: fore and hindwings; G: male genitalia; H: male antenna. Bars=0.1 mm (wings and antennae) or 0.05 mm (genitalia).

Systematic characters : morphology (female and male antennae and wings of *monspeliensis*, male antenna and genitalia of *laraichii*) was illustrated by Mineo (1979) and Kozlov & Kononova (1990).

Distribution : Meknes and Middle Atlas in Morocco (Voegelé, 1969). The species is present in Europe and Middle East (Kozlov, 1971; Mineo, 1979; Kozlov & Kononova, 1990; Ebrahimi, 1995).

Biology : hosts known in Morocco are Pentatomidae such as *Aelia sp.* (Voegelé, 1969). Biological characters were studied by Mineo (1977).

Telenominae, Telenomini

Telenomus Haliday (*Telenomus* subgenus)

T. busseolae Gahan (*californicus* group)

Synonym : *hylas* Nixon.

Systematic characters : morphology was illustrated by Nixon (1935), Fergusson (1983), Polaszek & Kimani (1990) and Polaszek *et al.* (1993).

Distribution : El Oualidia in Morocco (Bourarach, 1988). The species is present in Egypt, South Europe, Africa, Middle East and Asia (Fergusson, 1983; Polaszek & Kimani, 1990; Polaszek *et al.*, 1993; Ebrahimi, 1995).

Biology : hosts known in Morocco are Noctuidae such as *Sesamia nonagrioides* Lef., *Spodoptera littoralis* B. and perhaps *Busseola fusca* (Fuller) (Bourarach, 1988; Polaszek *et al.*, 1993). Biological characters were studied by Moutia & Courtois (1952).

T. chloropus (Thomson) (*podisi* group)

Synonyms : *gifuensis* Ashmead, *mayri* Sokolov, *sokolovi* Kieffer, *sokolovi* Mayr, *tischleri* Nixon.

Systematic characters : morphology was illustrated by Javahery (1968), Kozlov & Kononova (1983), Ryu & Hirashima (1985a, b) and Zerova *et al.* (1992).

Distribution : Meknes and Middle Atlas in Morocco (Voegelé, 1969). The species is

present in Europe, Middle East and East Asia (Javahery, 1968; Kozlov, 1971; Kozlov & Kononova, 1983; Ryu & Hirashima, 1985a; Ebrahimi, 1995).

Biology : hosts known in Morocco are Pentatomidae such as *Aelia sp.* (Voegelé, 1969). The species is sometimes hyperparasite (Kozlov, 1988b).

T. heydeni Mayr (*podisi* group)

Systematic characters : morphology (antenna and forewing) was illustrated by Kozlov & Kononova (1983). Male genitalia are unknown.

Distribution : Meknes and Middle Atlas in Morocco (Voegelé, 1969). The species is present in East Europe (Kozlov, 1971, 1988b).

Biology : hosts known in Morocco are Pentatomidae such as *Aelia sp.* (Voegelé, 1969).

T. laeviceps Foerster* (*californicus* group)

Systematic characters : female and male antennae were illustrated by Kozlov & Kononova (1983) and Kozlov (1988b). Morphology appears in figure 4.

Distribution : Tadla in Morocco (discovered by L. Rohi). The species is present in East Europe (Kozlov & Kononova, 1983), France and Azores (discovered by B. Pintureau).

Biology : host known in Morocco is *Vanessa cardui* (Nymphalidae). The species was reared in the laboratory on *Mamestra oleracea* L. (Noctuidae) (individuals examined, April 1990 and autumn 1991). Biological characters were studied by Rohi (1993, 2002) and Rohi *et al.* (2002a, b).

T. punctatissimus (Ratzeburg) (*californicus* group)

Systematic characters : morphology (female antenna, forewing, male genitalia) was illustrated by Fabritius (1974) and Kozlov & Kononova (1983). Male antenna was not illustrated.

Distribution : El Oualidia (Bourarach,

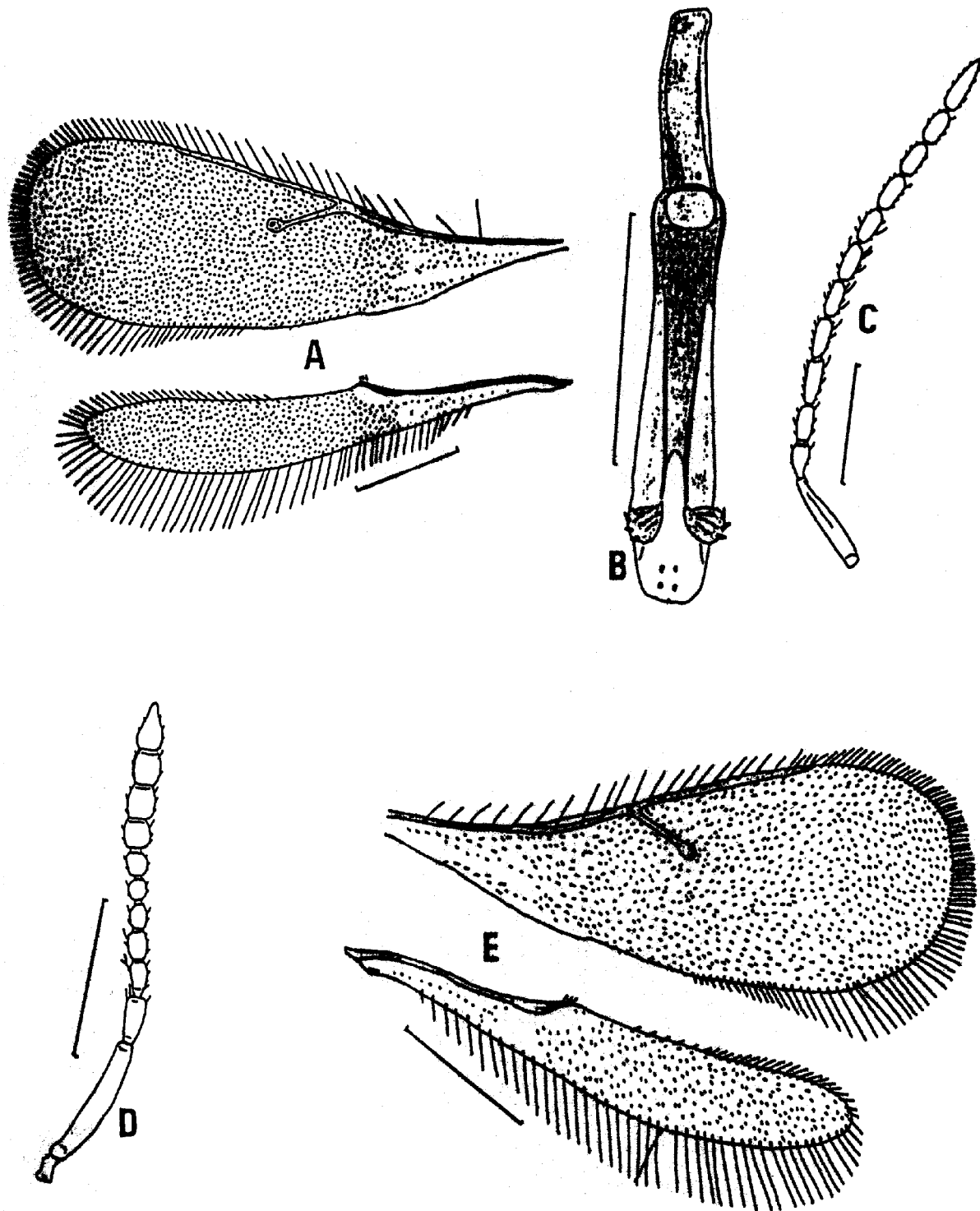


Figure 5. A-C: *Telenomus* sp. M2; A: fore and hindwings; B: male genitalia; C: male antenna. D, E: *Telenomus* sp. M3; D: female antenna; E: fore and hindwings. Bars = 0.1 mm (wings and antennae) or 0.05 mm (genitalia)

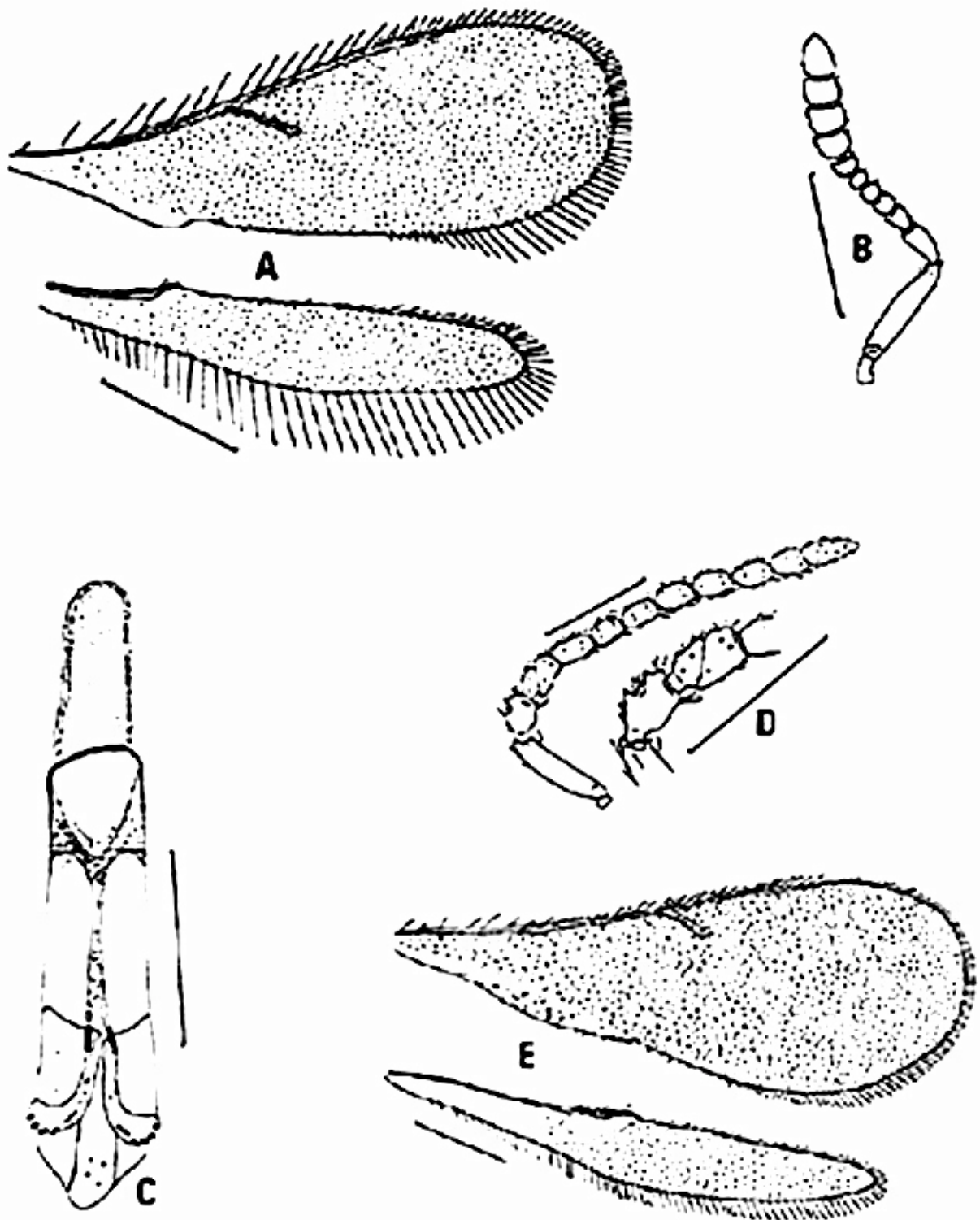


Figure 6. A, B: *Telenomus* sp. M4; A: fore and hindwings; B: female antenna. C-E: *Telenomus* sp. M5; C: male genitalia; D: male antenna with details of pedicellus and two first funicular segments; E: fore and hindwings. Bars = 0.1 mm (wings and antennae) or 0.05 mm (genitalia).

1988, 1990) and Tadla (Bourarach, 1990) in Morocco. The species is present in East Europe (Kozlov, 1971, 1988b; Fabritius, 1974).

Biology : hosts known in Morocco are Noctuidae such as *Helicoverpa armigera* and *Scotia segetum* (Bourarach, 1988, 1990) and Nymphalidae such as *Vanessa cardui* (Bourarach, 1990).

T. tetratomus Thomson* (*californicus* group)

Synonyms : *bombycis* Mayr, *gracilis* Mayr, *verticillatus* Kieffer.

Systematic characters : morphology (female and male antennae, male genitalia) was illustrated by Fabritius (1974), Kozlov & Kononova (1983) and Kozlov (1988b). Forewing appears in figure 4.

Distribution : Rabat in Morocco (discovered by B. Pintureau). The species is present in Europe and Asia (Kozlov, 1971, 1988b; Fabritius, 1974; Kozlov & Kononova, 1983; Kononova, 1994).

Biology : host unknown in Morocco (one female found in a yellow trap at Rabat, 23.10.92).

T. truncatus Nees (*podisi* group)

Systematic characters : morphology was illustrated by Javahery (1968) and Fabritius (1974).

Distribution : Ifrane in Morocco (Voegelé, 1969). The species is present in Europe (Javahery, 1968; Fabritius, 1974).

Biology : hosts known in Morocco are Pentatomidae such as *Aelia sp.* (Voegelé, 1969).

*T. sp. M1** and *T. sp. M2**

Systematic characters : male morphology appears in figures 4 and 5.

Distribution : Rabat in Morocco (discovered by B. Pintureau).

Biology : hosts unknown (one male of each species found in a yellow trap at Rabat, 23.10.92).

*T. sp. M3** and *T. sp. M4**

Systematic characters : female morphology appears in figures 5 and 6.

Distribution : Rabat in Morocco (discovered by B. Pintureau).

Biology : hosts unknown (one female of each species found in a yellow trap at Rabat, 21.10.92 for *T. sp. M3* and 23.10.92 for *T. sp. M4*).

*T. sp. M5**

Systematic characters : male morphology appears in figure 6. This species seems to belong to the genus *Telenomus* in spite of very particular antennae and genitalia.

Distribution : Meknes in Morocco (discovered by B. Pintureau).

Biology : hosts unknown (one male found in a yellow trap at Meknes, 22.10.92).

Trissolcus Ashmead

T. basalis (Wollaston) (*semistriatus* group)

Synonyms : *maderensis* Wollaston, *megacephalus* Ashmead, *piceipes* Dodd.

Systematic characters : morphology (antenna and forewing) was illustrated by Nixon (1935), Voegelé (1962, 1965a), Kozlov & Kononova (1983) and Kozlov (1988b). Male genitalia are unknown.

Distribution : localities not specified in Morocco (Delucchi, 1961; Delucchi & Voegelé, 1961; Voegelé, 1969). The species is present in Central and North America, Africa, Europe and Middle East (Nixon, 1935; Delucchi, 1961; Ebrahimi, 1995).

Biology : hosts known in Morocco are Pentatomidae such as *Aelia acuminata* L., *A. cognata* Fieber, *A. germari* Kuester, *Carpocoris fuscispinus* Boheman, *Eurydema ornata* L., *Eurygaster austriaca* Schrank, *Graphosoma semipunctata* Fabricius, *Nezara viridula* L. and *Odontotarsus grammicus* L. (Delucchi, 1961).

T. djadetchko (Rjachovsky) (*semistriatus* group)

Synonym : *nigribasalis* Voegelé.

Systematic characters : morphology was illustrated by Voegelé (1962, 1965a), Javahery (1968) and Kozlov & Kononova (1983).

Distribution : Meknes, Middle Atlas (Djaba forest) and Tiflet in Morocco (Voegelé, 1962, 1969). The species is present in East and Central Europe and East and Central Asia (Kozlov, 1971, 1988b).

Biology : hosts known in Morocco are Pentatomidae such as *Aelia sp.*, *Eurydema sp.*, *Eurygaster sp.* and *Graphosoma sp.* (Voegelé, 1962, 1969).

T. ghorfii (Deluchi & Voegelé) (*simoni* group)

Systematic characters : morphology (antenna and forewing) was illustrated by Delucchi (1961), Voegelé (1965a, b) and Kozlov & Kononova (1983). Male genitalia are unknown. Morphometric characters were studied by Voegelé (1965b).

Distribution : Meknes and High Atlas in Morocco (Delucchi, 1961; Delucchi & Voegelé, 1961; Voegelé, 1969).

Biology : hosts known are Pentatomidae such as *Aelia acuminata*, *A. cognata*, *A. germari* and *Eurygaster austriaca* (Delucchi, 1961; Delucchi & Voegelé, 1961).

T. grandis (Thomson) (*semistriatus* group)

Synonyms : *frontalis* Thomson, *nigripes* Thomson, *nigritus* Thomson, *nixomartini* Javahery, *semistriatus* Nixon, *silwoodensis* Javahery.

Systematic characters : morphology was illustrated by Delucchi (1961), Javahery (1968), Kozlov & Kononova (1983) and Zerova *et al.* (1992). Bin & Dessart (1983) examined the frontal pit.

Distribution : Boufekrane, Ifrane, Meknes, Middle Atlas and Tiflet in Morocco (Voegelé, 1969). The species is present in other North African countries,

Europe, Middle East and Central Asia (Delucchi, 1961; Kozlov, 1971; Kozlov & Kononova, 1983; Ebrahimi, 1995).

Biology : hosts known in Morocco are Pentatomidae such as *Aelia acuminata*, *A. cognata*, *A. germari* and *Eurygaster austriaca* (Delucchi, 1961) and *Planipennia* (Voegelé, 1969).

T. histani (Voegelé) (*simoni* group)

Systematic characters : morphology (male antenna and forewing) was illustrated by Voegelé (1965b) and Kozlov & Kononova (1983). Male genitalia are unknown, and female antenna was not illustrated. Bin (1977) examined the frontal pit. Morphometric characters were studied by Voegelé (1965b).

Distribution : Asni, Casablanca, Ifrane, Meknes, Middle Atlas, Oujda and Tanger in Morocco (Voegelé, 1965b, 1969). The species was introduced in Russia (Kozlov, 1988b).

Biology : hosts known in Morocco are Pentatomidae such as *Aelia germari* (Voegelé, 1965b).

T. pseudoturesis (Rjachovsky) (*semistriatus* group)

Synonyms : *bennisi* Voegelé, *rossicus* Rjachovsky.

Systematic characters : morphology was illustrated by Voegelé (1965a), Javahery (1968) and Kozlov & Kononova (1983).

Distribution : Aïn Aïcha (Fes region) and Meknes in Morocco (Voegelé, 1964, 1969). The species is present in East Europe and Asia (Kozlov, 1971; Kozlov & Kononova, 1983).

Biology : hosts known in Morocco are Pentatomidae such as *Graphosoma lineata* L. (Voegelé, 1964).

T. rufiventris (Mayr) (*semistriatus* group)

Synonyms : *anitus* Nixon, *rubriventris* Szabò, *stshepetilnikovae* Roubtsov.

Systematic characters : morphology was illustrated by Nixon (1939), Delucchi

(1961), Voegelé (1969), Kozlov & Kononova (1983) and Zerova *et al.* (1992).
Distribution : Meknes and Middle Atlas in Morocco (Voegelé, 1969). The species is present in Europe, Middle East and Central Asia (Nixon, 1939; Delucchi, 1961; Kozlov, 1971; Kozlov & Kononova, 1983; Kononova, 1994; Ebrahimi, 1995).
Biology : hosts known in Morocco are Pentatomidae such as *Aelia acuminata*, *A. germari*, *Eurygaster sp.*, *Graphosoma lineata* and *Odontotarsus grammicus* (Delucchi, 1961; Delucchi & Voegelé, 1961).

T. rungsi (Voegelé) (*semistriatus* group)

Systematic characters : morphology (male antenna, male genitalia and forewing) was illustrated by Voegelé (1965a), Javahery (1968) and Kozlov & Kononova (1983). Female antenna was not illustrated. Bin (1977) examined the frontal pit.

Distribution : Boufekrane, Ifrane, Meknes, Middle Atlas and Tiflet in Morocco (Voegelé, 1969).

Biology : hosts known are Pentatomidae such as *Aelia germari* (Voegelé, 1965a).

T. scutellaris (Thomson) (*simoni* group)

Systematic characters : morphology (female antenna and forewing) was illustrated by Kozlov & Kononova (1983). Male genitalia are unknown, and male antenna was not illustrated.

Distribution : localities not specified in Morocco (Voegelé, 1969). The species is present in East Europe and East and Central Asia (Kozlov, 1971; Kozlov & Kononova, 1983; Kononova, 1994).

Biology : hosts known in Morocco are Pentatomidae such as *Aelia sp.* (Voegelé, 1969).

T. semistriatus (Nees) (*semistriatus* group)

Systematic characters : morphology was illustrated by Nixon (1939), Delucchi (1961), Javahery (1968) and Kozlov &

Kononova (1983). Bin (1977) examined the frontal pit.

Distribution : Asni, Boufekrane, Ifrane, Meknes, Middle Atlas and Tiflet in Morocco (Voegelé, 1969). The species is present in Europe, Middle East and East and Central Asia (Nixon, 1939; Delucchi, 1961; Javahery, 1968; Kozlov & Kononova, 1983; Kononova, 1994).

Biology : hosts known in Morocco are Pentatomidae such as *Aelia acuminata*, *A. cognata*, *A. germari*, *Eurydema ornata*, *Eurygaster austriaca*, *Graphosoma lineata* and *G. semipunctata* (Delucchi, 1961).

T. simoni (Mayr) (*simoni* group)

Synonyms : *reticulatus* Delucchi, *vassilievi* Viktorov.

Systematic characters : morphology (antenna and forewing) was illustrated by Voegelé (1965b) and Kozlov & Kononova (1983). Male genitalia are unknown. Bin & Farnesi (1979) and Bin & Dessart (1983) examined the frontal pit. Morphometric characters were studied by Voegelé (1965b).

Distribution : Ifrane, Meknes (Voegelé, 1969) and Middle Atlas (Jaaba forest) (Delucchi, 1963) in Morocco. The species is present in Europe and Middle East (Delucchi, 1961, 1963; Kozlov, 1971, 1988b; Ebrahimi, 1995).

Biology : hosts known in Morocco are Pentatomidae such as *Aelia sp.* and *Graphosoma lineata* (Delucchi, 1963; Voegelé, 1969).

T. vassilievi (Mayr) (*simoni* group)

Synonyms : *choaspes* Nixon, *chtchepetilnicovae* Meier.

Systematic characters : morphology (antenna and forewing) was illustrated by Nixon (1939), Delucchi (1961), Voegelé (1965b), Kozlov (1971) and Kozlov & Kononova (1983). Male genitalia are unknown. Morphometric characters were studied by Voegelé (1965b).

Distribution : Ifrane, Meknes and

Middle Atlas in Morocco (Voegelé, 1969). The species is present in Europe, Middle East and Central Asia (Nixon, 1939; Delucchi, 1961; Kozlov, 1971; Kozlov & Kononova, 1983).

Biology : hosts known in Morocco are Pentatomidae such as *Aelia sp.* (Voegelé, 1969).

CONCLUSION

The inventory of egg parasitoids is far to be completed in Morocco. Only 18 species of Chalcidoidea (four families) and 27 species (including six undescribed species of *Telenomus*) of Proctotrupoidea (two families) are known in this country.

One new family and 9 new species for Morocco were listed. Numerous new data (morphology, electrophoresis, localities, some hosts) were provided but an intense collection has to be undertaken to improve the possibilities of biological control in this and other northern African countries.

Among the 39 described species, five seem endemic to Morocco (13%): the two Chalcidoidea *Ooencyrtus fecundus* and *O. nigerrimus*, and the three Proctotrupoidea *Trissolcus ghorfii*, *T. histani* and *T. rungsi*. Most species are also known from Eurasia: 29 species (74 %) including five species only living in Europe and Middle East, nine species only living in Europe and four species restricted to southern Europe. The five other non endemic species (13%) occur worldwide (*Mymar taprobanicum*) or nearly (*Trissolcus basalis*), live in Eurasia and Africa (*Encyrtoscelio turneri*, *Telenomus busseolae*) or only in Africa (*Trichogrammatoidea lutea*).

The egg parasitoid fauna from Morocco is thus very similar to the European one in spite of some African or endemic species.

ACKNOWLEDGEMENTS

The authors thank Christiane Nardon (INSA-Villeurbanne) for the drawings of Chalcidoidea wings and Bernard Delobel (INSA-Villeurbanne) for reviewing the English translation.

RÉFÉRENCES CITÉES

- Annecké DP (1961) The genus *Mymar* Curtis (Hymenoptera Mymaridae) *South African Journal of agricultural Science* 4: 543-552
- Biliotti E (1958) Les parasites et prédateurs de *Thaumetopoea pityocampa* Schiff. (Lepidoptera) *Entomophaga* 3: 23-24
- Bin F (1977) Preliminary report on a new structure in *Trissolcus* Ashm. (Hymenoptera, Scelionidae) *Redia* 60: 453-456
- Bin F & Dessart P (1983) Cephalic pits in Proctotrupoidea Scelionidae and Ceraphronoidea (Hymenoptera) *Redia* 66: 563-575
- Bin F & Farnesi RM (1979) Morphological observations on the frontal pit in *Trissolcus simoni* Mayr (Hymenoptera, Scelionidae) *Redia* 62: 277-280
- Bourarach K (1985) *Inventaire des entomophages inféodés à trois Noctuelles au Maroc. Etude des caractères biologiques et taxonomiques des Trichogrammes indigènes*. Thèse de Docteur-Ingénieur, Université Paris VI, 142 p.
- Bourarach K (1988) Inventory of the entomophagous parasites of some Noctuidae (Lepidoptera) in Morocco. *Les colloques de l'Institut national de la Recherche agronomique* 48: 155-157
- Bourarach K (1990) *Lutte biologique contre les Noctuelles au Maroc: relations hôtes-parasitoïdes et biologie de Trichogramma bourarachae Pintureau et Babault (Hym. Trichogrammatidae)* Thèse de Docteur d'Etat Institut agronomique et vétérinaire Hassan II (Rabat) 194 pp.
- Bourarach K & El Ghanmi M (1990) Étude morphométrique de trois espèces de Trichogrammes dont une nouvellement découverte *Trichogramma bourarachae* Pintureau et Babault (Hym. Trichogrammatidae). *Actes Inst Agron Vet (Maroc)* 10: 35-40
- Bourarach K & Hawlitzky N (1989) Etude comparative des potentialités biologiques de deux Trichogrammes: *Trichogramma evanescens* et *Trichogrammatoidea lutea* (Hym.: Trichogrammatidae) *Entomophaga* 34: 95-104
- Caleca V & Bin F (1995) World revision of the genus *Encyrtoscelio* Dodd (Hymenoptera: Scelionidae) *Invertebrate Taxonomy* 9: 1021-1045

- Chiappini E (1989) Review of the European species of the genus *Anagrus* Haliday (Hymenoptera Chalcidoidea) *Bollettino di Zoologia agraria e di Bachicoltura Ser. II* 21: 85-119
- Chiappini E & Curto O (1988) Biosystematics and morphometry of some Italian species of *Anagrus* (Hymenoptera: Mymaridae) in *Advances in parasitic Hymenoptera Research Proceedings of the II Conference on the Taxonomy and Biology of parasitic Hymenoptera* University of Florida pp. 65-77
- Debauche HR (1948) Etude sur les Mymarommatidae et les Mymaridae de la Belgique (Hymenoptera Chalcidoidea). *Mémoires du Musée royal d'Histoire naturelle de Belgique* 108: 1-248
- Delucchi VL (1961) Le complexe des *Asolcus* Nakagawa (*Microphanurus* Kieffer) (Hymenoptera Proctotrupoidea) parasites oophages des punaises des céréales au Maroc et au Moyen Orient. *Cahiers de la Recherche agronomique* 14: 41-67
- Delucchi VL (1963) L'identité de l'espèce *Asolcus simoni* Mayr (1879) (Hymenoptera Proctotrupoidea) parasite oophage des punaises des céréales. *Revue de Pathologie végétale et d'Entomologie agricole de France* 42: 13-14
- Delucchi VL & Voegelé J (1961) *Asolcus ghorfii* n. sp. (Hymenoptera Proctotrupoidea) parasite oophage des punaises des céréales au Maroc. *Cahiers de la Recherche agronomique* 14: 37-39
- Domenichini G (1964-65) I Tetrastichini (Hymenoptera Eulophidae) paleartici ed i loro ospiti. *Bollettino di Zoologia agraria e di Bachicoltura* 6: 61-205
- EBRAHIMI E (1995) The egg parasitoids of Iran (excluding the Trichogrammatidae) *Les Colloques* 73: 13-14
- Fabritius K (1974) Die Telenominen (Hymenoptera: Scelionidae) Rumäniens eine faunistische Studie in unmittelbarer Verbindung mit der biologischen Schädlingsbekämpfung. *Folia entomologica Hungarica* 27: 339-344
- Fergusson NDM (1983) A review of the genus *Platytenomus* Dodd (Hym. Proctotrupoidea) *Entomologist's monthly Magazine* 119: 199-206
- Ferrière C & Voegelé J (1961) Les *Ooencyrtus* parasites des oeufs des punaises des céréales au Maroc *Cahiers de la Recherche agronomique* 14: 27-36
- Fleury F, Pompanon F, Mimouni F, Chassain C, Fouillet P, Allemand R & Boulétreau M (1991) Daily rhythmicity of locomotor activity in adult Hymenopteran parasitoids. *Redia* 74: 287-293
- Fraval A & Haddan M (1988) *Platystasius transversus* (Hym.: Platygasteridae) parasitoïde oophage de *Phoracantha semipunctata* (Col.: Cerambycidae) au Maroc. *Entomophaga* 33: 381-382
- Fursov, VN (1987) New species of the chalcid genus *Uscana* Girault (Hymenoptera Trichogrammatidae) from Georgia and the Ukraine. *Revue d'Entomologie de l'URSS* 66: 175-183
- Fursov VN (1995) A world review of *Uscana* species (Hymenoptera Trichogrammatidae) potential biological control agents of bruchid beetles (Coleoptera, Bruchidae) *Les Colloques* 73: 15-17
- Graham MWR DE V (1973) Some Mymaridae (Hymenoptera: Chalcidoidea) new to Britain. *Entomologist's Gazette* 24: 47-50
- Hellén W (1974) Die Mymariden Finnlands (Hymenoptera: Chalcidoidea) *Fauna Fennica* 25: 1-31
- Hincks WD (1960) Some additions to the British Mymaridae (Hym. Chalcidoidea) *Entomologist's monthly Magazine* 95: 210-216
- Javahery M (1968) The egg parasite complex of British Pentatomoidea (Hemiptera): Taxonomy of Telenominae (Hymenoptera: Scelionidae) *Transactions of the Royal entomological Society of London* 120: 417-436
- Kitt J & Schmidt GH (1993) Parasitism of egg-batches of the pine processionary moth *Thaumetopoea wilkinsoni* Tams (Lep. Thaumetopoeidae) in the mountains of Lahav (Israel) *Journal of applied Entomology* 115: 484-498
- Kononova CB (1994) The additional record to the fauna of Scelionidae (Hymenoptera) from Chita Region in *Insects from Dahury and adjacent Territories* (Dahury Territory Ed.) pp. 124-135
- Kozlov MA (1971) Proctotrupoids (Hymenoptera Proctotrupoidea) of the USSR *Horae Societatis entomologicae Unionis Sovieticae* 54: 3-67
- Kozlov MA (1988a) Family Platygasteridae (Platygastrids) in *Keys to the Insects of the European part of the USSR Volume III Hymenoptera Part II* (GS Medvedev Ed.) EJ Brill Leiden pp. 1180-1212

- Kozlov MA (1988b) Family Scelionidae (Scelionids) in *Keys to the Insects of the European part of the USSR Volume III Hymenoptera Part II* (GS Medvedev Ed.) EJ Brill Leiden pp. 1110-1179
- Kozlov MA & Kononova CB (1983) *Telenomini from USSR (Hymenoptera Scelionidae Telenominae)* Natska Leningrad
- Kozlov MA & Kononova CB (1990) *Fauna of the Scelioninae from USSR (Hymenoptera Scelionidae Scelioninae)* Natska Leningrad
- Laraichi M (1978) L'effet de hautes températures sur le taux sexuel de *Ooencyrtus fecundus* (Hymenoptera: Encyrtidae) *Entomologia experimentalis et applicata* 23: 237-242
- Masutti L, Battisti A, Milani N, Zanata M & Zanazzo G (1993) In vitro rearing of *Ooencyrtus pityocampae* (Hym. Encyrtidae) an egg parasitoid of *Thaumetopoea pityocampa* (Lep. Thaumetopoeidae) *Entomophaga* 38: 327-333
- Mathot G (1969) Contribution à la connaissance des Mymaridae d'Europe et description d'espèces nouvelles (Hymenoptera: Chalcidoidea) *Bull. Inst. Royal des Sciences naturelles de Belgique* 45: 1-23
- Matthews MJ (1986) The British species of *Gonatocerus* Nees (Hymenoptera: Mymaridae) egg parasitoids of Homoptera *Systematic Entomology* 11 213-229
- MERCET R (1921) *Fauna ibérica. Himenòpteros Fam. Encirtidos*. Ed. Museo nacional de Ciencias naturales Madrid
- Mimouni F (1990) *Caractérisation biologique et comportementale de deux espèces de Trichogrammes marocains: variations génétiques et épigénétiques* Thèse de Doctorat Université Lyon I 87 pp.
- Mimouni F (1991) Genetic variations in host infestation efficiency in two *Trichogramma* species from Morocco. *Redia* 74: 393-400
- Mineo G (1977) Studi morfo-biologici comparativi sugli stadi preimmaginali degli Scelionidi (Hym. Proctotrupoidea) II Su alcune specie del genere *Gryon* Haliday e *Telenomus heydeni* Mayr. *Bollettino dell'Istituto di Entomologia agraria Oss. Fitopatologia di Palermo* 10: 81-94
- Mineo G (1979) Studies on the Scelionidae (Hym. Proctotrupoidea) IX Material for a revision of the genus *Gryon* Hal with description of 4 new species (*G. austraffricanum*, *G. eremiogryon*, *G. laraichii*, *G. nicolai*) and notes on other Scelionids *Bollettino del Laboratorio di Entomologia agraria "Filippo Silvestri" Portici* 36: 234-265
- Moutia LA & Courtois CM (1952) Parasites of the moth-borers of sugar-cane in Mauritius. *Bulletin of entomological Research* 43: 325-359
- Nagaraja H (1978) Studies on *Trichogrammatoidea* (Hymenoptera: Trichogrammatidae) *Oriental Insects* 12: 489-530
- Nixon GEJ (1935) A revision of the African Telenominae (Proctotrupoidea Fam; Scelionidae) *Transactions of the Royal entomological Society of London* 83: 73-103
- Nixon GEJ (1939) Parasites of Hemipterous Grain-pests in Europe (Hymenoptera: Proctotrupoidea) *Arbeiten veber morphologische und taxonomische Entomologie aus Berlin-Dahlem* 6: 129-136
- Pintureau B (1987) *Systématique évolutive du genre Trichogramma Westwood (Hym Trichogrammatidae) en Europe*. Thèse de Docteur d'Etat Université Paris VII 311 p.
- Pintureau B (1990) Polymorphisme biogéographie et spécificité parasitaire des Trichogrammes européens (Hym. Trichogrammatidae) *Bulletin de la Société entomologique de France* 95: 17-38
- Pintureau B (1993a) Enzyme polymorphism in some African, American and Asiatic *Trichogramma* and *Trichogrammatoidea* species (Hymenoptera: Trichogrammatidae) *Bioch. Systematics and Ecology* 21: 557-573
- Pintureau B (1993b) Enzymatic analysis of the genus *Trichogramma* (Hym.: Trichogrammatidae) in Europe. *Entomophaga* 38: 411-431
- Pintureau B (1993c) Morphometric analysis of the genus *Trichogramma* Westwood (Hymenoptera: Trichogrammatidae) in Europe. *The Canadian Entomologist* 125: 367-378
- Pintureau B & Babault M (1988) Systématique des espèces africaines des genres *Trichogramma* Westwood et *Trichogrammatoidea* Girault (Hym. Trichogrammatidae) *Les colloques de l'Institut national de la Recherche agronomique* 43: 97-120

- Pintureau B & Iglesias Calvin M del P (1996) Review of the European species of *Mymar* Curtis (Hymenoptera: Mymaridae: Mymarini) *The Entomologist* 115: 98-107
- Pintureau B, Oliveira L & Anunciada L (1991) Contribution to the study of the egg parasitic Hymenoptera of the Azores Islands. *Les Colloques* 56: 115-118
- Pintureau B & Voegelé J (1980) Une nouvelle espèce proche de *Trichogramma evanescens*: *T. maidis* (Hym. Trichogrammatidae) *Entomophaga* 25: 431-440
- Polaszek A & Kimani SW (1990) *Telenomus* species (Hymenoptera: Scelionidae) attacking eggs of pyralid pests (Lepidoptera) in Africa: a review and guide to identification. *Bull. Entom. Res.* 80: 57-71
- Polaszek A, Ubeku JA & Bosque-Perez NA (1993) Taxonomy of the *Telenomus busseolae* species-complex (Hymenoptera: Scelionidae) egg parasitoids of cereal stem borers (Lepidoptera: Noctuidae Pyralidea) *Bull. Entom Res.* 83: 221-226
- Pompanon F, Fouillet P, Allemand R & Boulétreau M (1993) Organisation temporelle de l'activité locomotrice chez les Trichogrammes (Hym. Trichogrammatidae): variabilité et relation avec l'efficacité du parasitisme. *Bulletin de la Société zoologique de France* 118: 141-148
- Questinne P & Miermont Y (1979) Contribution à la connaissance de *Thaumetopoea pityocampa* Schiff. Etude de la chenille processionnaire du pin et du cèdre au Maroc. *Annales de la Recherche forestière du Maroc* 19: 151-234
- Rohi L (1993) *Bioécologie de deux Hyménoptères parasitoïdes des Noctuidae au Maroc Essai de lutte biologique par Trichogramma bourarachae* (Hym. Trichogrammatidae) Thèse 3ème cycle Université Cadi Ayyad-Marrakech 140 pp.
- Rohi L (2002) *Contribution à la mise en place d'une protection biologique des cultures au Maroc (cas de Tadla) contre les Noctuidae*. Thèse de Docteur d'Etat Université CADI AYYAD-Marrakech 144 pp.
- Rohi L, Bourarach K, Chemseddine M & Pintureau B (2002a) Effet de la nourriture sur la longévité de deux Hyménoptères parasitoïdes oophages. *Bulletin mensuel de la Société Linnéenne de Lyon* 71: 118-122.
- Rohi L, Bourarach K, Chemseddine M & Pintureau B (2002b) Bionomie de *Telenomus laeviceps* en fonction de l'hôte (Hymenoptera Scelionidae). *Bulletin de la Société entomologique de France* 107: 51-56
- Rohi L & Pintureau B (2003) Are *Trichogramma bourarachae* and the *perkinsi* species group really distinct from *Trichogramma buesi* and the *pintoii* group respectively? *Journal of applied Entomology* 127: 265-268
- Roversi PF, Tiberi R & Bin F (1991) I parassitoidi oofagi dei principali Lepidotteri defogliatori del gen. *Quercus* in Italia in *Aspetti fitopatologici delle Querce* Stamperia Granducale Firenze pp. 316-330
- Ryu J & Hirashima Y (1985a) Taxonomic studies on the genus *Telenomus* Haliday of Japan and Korea (Hymenoptera Scelionidae) Part I *Journal of Faculty of Agriculture Kyushu University* 30: 9-30
- Ryu J & Hirashima Y (1985b) Taxonomic studies on the genus *Telenomus* Haliday of Japan and Korea (Hymenoptera Scelionidae) Part II *Journal of Faculty of Agriculture Kyushu University* 30: 31-51
- Schmidt GH, Mirchev P & Tsankov G (1997) The egg parasitoids of *Thaumetopoea pityocampa* in the Atlas mountains near Marrakech (Morocco) *Phytoparasitica* 25: 275-281
- Silva Imms, Honda J, Kan, F van Hu J, Neto L, Pintureau B & Stouthamer R (1999) Molecular differentiation of five *Trichogramma* species occurring in Portugal. *Biological Control* 16: 177-184
- Sorokina AP (1977a) *Trichogramma embryophagum* (Hymenoptera Trichogrammatidae) in the USSR *Zoologicheskij Zhurnal* 56: 1112-1115
- Sorokina AP (1977b) Nomenclature des espèces et caractérisation écologique des Trichogrammes en URSS *Byulleten' Vsesoyuznogo nauchno-Issledovatel'skogo Instituta Zashchity Rastenij* 39: 8-12
- Steffan JR (1954) Note sur le genre *Uscana* Girlet (Hym. Trichogrammatidae) et description d'espèces nouvelles parasites de Bruches. *Bulletin du Museum national d'Histoire naturelle de Paris (2ème série)* 26: 667-673

- Tiberi R (1978) Notizie preliminari sull'incidenza dei parassiti oofagi nelle popolazioni di processionaria del pino in giovani pinete dell'Italia centrale *Redia* 61: 487-501
- Tiberi R & Roversi F (1987) I parassitoidi oofagi di *Thaumetopoea pityocampa* (Den et Schiff.) su *Pinus halepensis* Mill. nel gargano, puglia (Hymenoptera Chalcidoidea ; Lepidoptera Thaumetopoeidae) *Redia* 70: 1-19
- Tiberi R, Roversi PF & Bin F (1991) Egg parasitoids of pine and oak processionary caterpillars in Central Italy *Redia* 74: 249-250
- Tryapitsyn VA (1988a) Family Encyrtidae (Encyrtids) in *Keys to the Insects of the European part of the USSR Volume III Hymenoptera Part II* (GS Medvedev Ed.) EJ Brill Leiden pp. 427-594
- Tryapitsyn VA (1988b) Family Mymaridae (Mymarids) in *Keys to the Insects of the European part of the USSR Volume III Hymenoptera Part II* (GS Medvedev Ed.) EJ Brill Leiden pp. 942-982
- Vargas P & Cabello T (1985) A new species of *Trichogramma* (*T. cordubensis* n. sp.) (Hym.: Trichogrammatidae) parasitoid of *Heliothis* eggs in Cotton crops in the SW of Spain. *Entomophaga* 30: 225-230
- Viggiani G (1966) Una specie di *Mymar* Curtis (*M. taprobanicum* Ward) nuova per l'Europa *Bollettino della Societa entomologica Italiana* 96: 113-117
- Viggiani G (1970) Ricerche sugli Hymenoptera Chalcidoidea XXIV Sul valore tassonomico dell'organo copulatore nei Mymaridi del genere *Anagrus* Hal *Bollettino del Laboratorio di Entomologia agraria "Filippo Silvestri"* 28: 10-18
- Viggiani G (1972-73) Ricerche sugli Hymenoptera Chalcidoidea XXXIX Notizie preliminari sulla struttura e sul significato dell'armatura genitale esterna maschile dei Mymaridi *Bollettino del Laboratorio di Entomologia agraria "Filippo Silvestri"* 30: 269-281
- Viggiani G (1981a) Note su alcune specie di *Oligosita* Walker (Hym. Trichogrammatidae) e descrizione di quattro nuove specie. *Bollettino del Laboratorio di Entomologia agraria "Filippo Silvestri"* 38: 125-132
- Viggiani G (1981b) Gli ospiti di *Oligosita* Walker e descrizione di *Oligosita servadeii* sp. n. (Hym. Trichogrammatidae) *Memorie della Societa entomologica italiana* 60: 357-361
- Viggiani G (1988) A preliminary classification of the Mymaridae (Hymenoptera: Chalcidoidea) based on the external male genitalic characters. *Bollettino del Laboratorio di Entomologia agraria "Filippo Silvestri"* 45: 141-148
- Voegelé J (1962) Isolement d'une espèce jumelle d'*Asolcus basalis* Wollaston (Hym. Proctotrupeoidea) *Al Awamia, Revue de la recherche agronomique marocaine* 4: 155-161
- Voegelé J (1964) *Asolcus bennisi* n. sp. (Hym. Proctotrupeoidea) parasite oophage de *Graphosoma lineata* L (Het. Pentatomidae) *Entomophaga* 9: 119-122
- Voegelé J (1965a) Nouvelle méthode d'étude systématique des espèces du genre *Asolcus*. Cas d'*Asolcus rungsi*. *Al Awamia Revue de la recherche agronomique marocaine* 14: 95-113
- Voegelé J. (1965b) Contribution à l'étude des *Asolcus* du Maroc. Espèces à sillons parapsidaux. Description de *A. histani* n. sp. *Al Awamia Revue de la recherche agronomique marocaine* 16: 99-122
- Voegelé J (1969) Les Hyménoptères parasites oophages des *Aelia* 2ème partie *Al Awamia Revue de la recherche agronomique marocaine* 31: 137-323
- Walter S (1985) Eine neue Art aus der Verwandtschaft von *Trichogramma embryophagum* (Htg): *T. zeirapherae* n. sp. (Hym. Trichogrammatidae) *Entomologische Nachrichten und Berichte* 29: 275-276
- Whalley PES (1956) On the identity of species of *Anagrus* (Hym. Mymaridae) bred from leaf-hopper eggs. *Entomologist's monthly Magazine* 92: 147-149
- Whalley PES (1969) The Mymarid (Hym.) egg-parasites of *Tettigella viridis* L (Hem. Cicadellidae) and embryo-parasitism. *Entomologist's monthly Magazine* 105: 239-243
- Zerova MD, Tolkanitz VI, Kotenko AG, Narolsky NB, Fursov VN, Kononova CB, Farinets SI, Nikitenko GN, Melika GG & Sviridov SV (1992) *Entomophages of pests of apple-trees in South-West region of the USSR* Academy of Sciences of Ukraine Ed. I.I Schmalhausen's Institute of Zoology, Kiev